

Cornish Library Survey

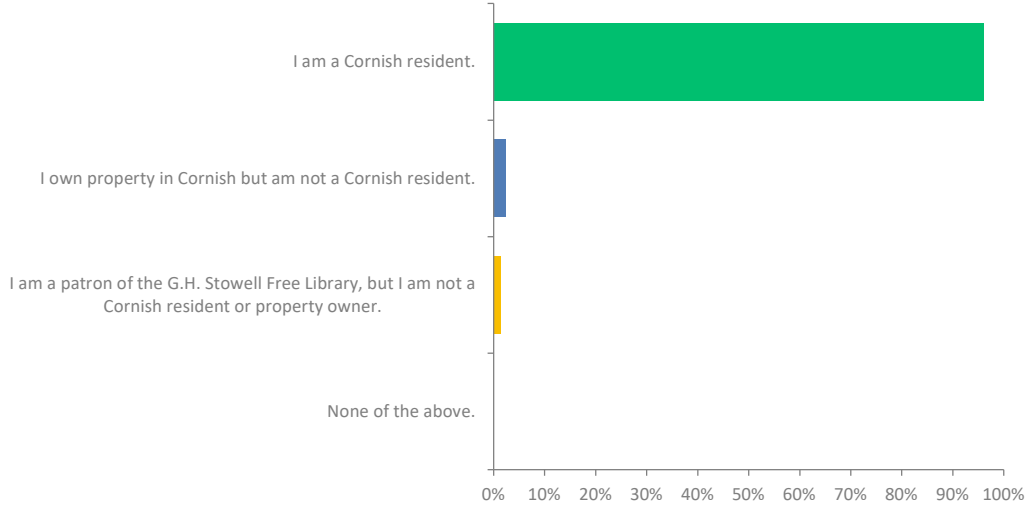
Tuesday, August 16, 2022

289

Total Responses
(238) e-surveys, (51) paper surveys

Which best describes you?

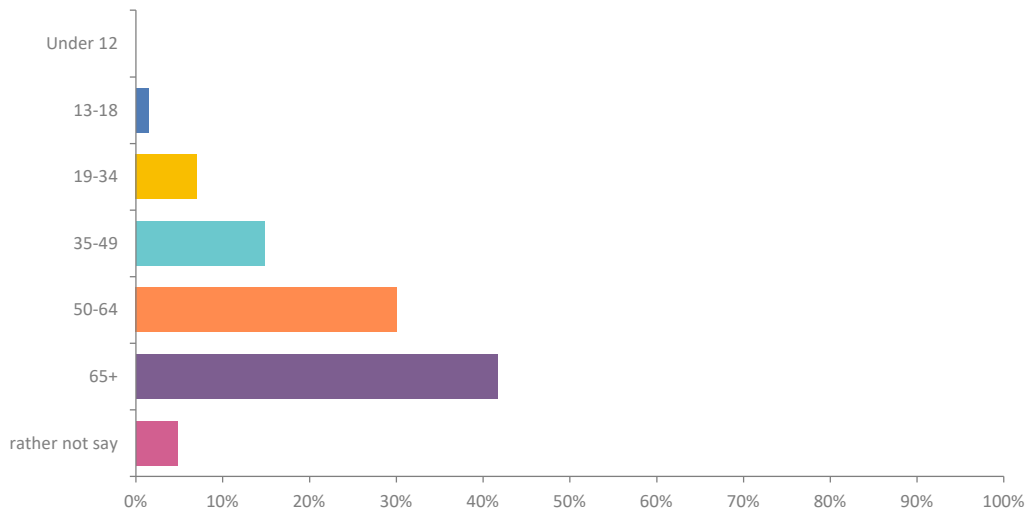
Answered: 287 Skipped: 2



Over 96% of respondents were Cornish residents.

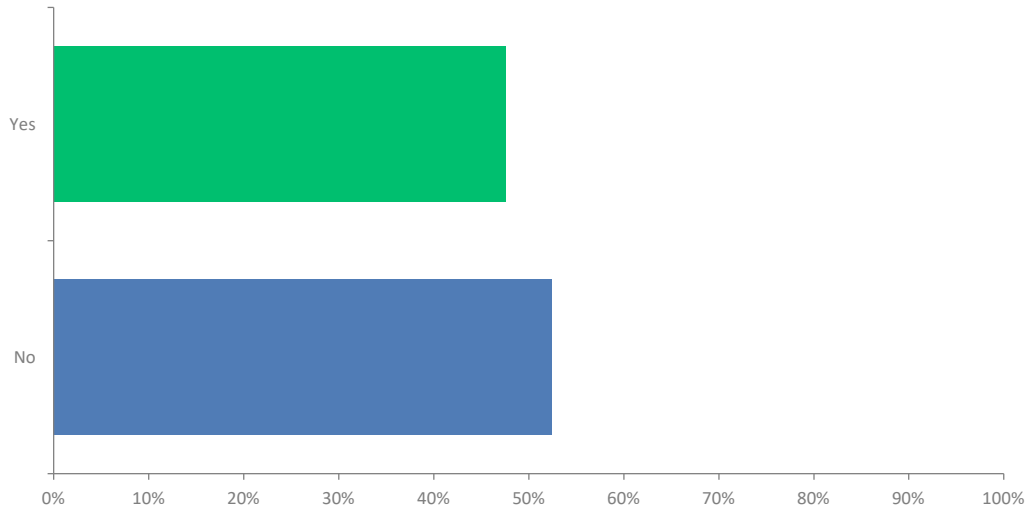
What is your age?

Answered: 269 Skipped: 20



Have you used the G.H. Stowell Library in the past year?

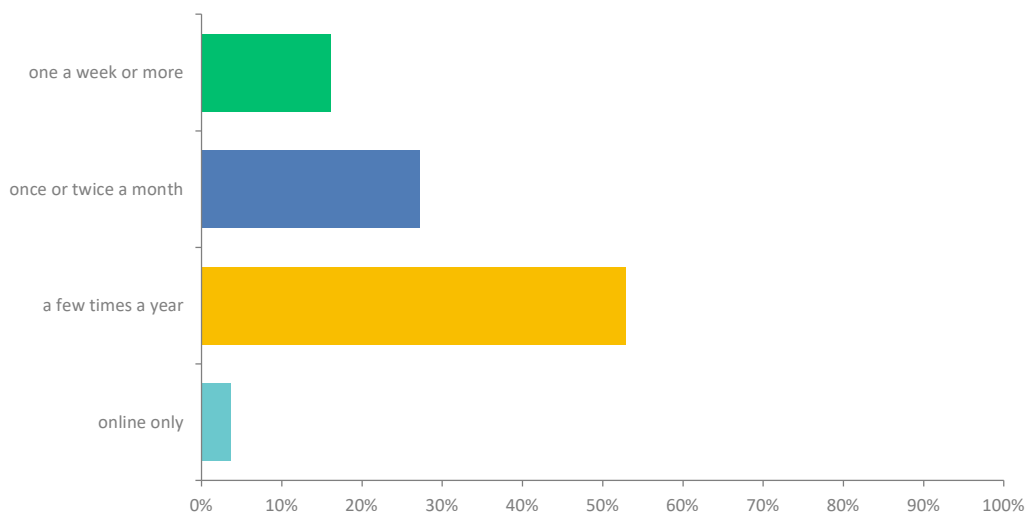
Answered: 288 Skipped: 1



47.57% of respondents have used the G.H. Stowell Library in the past year.

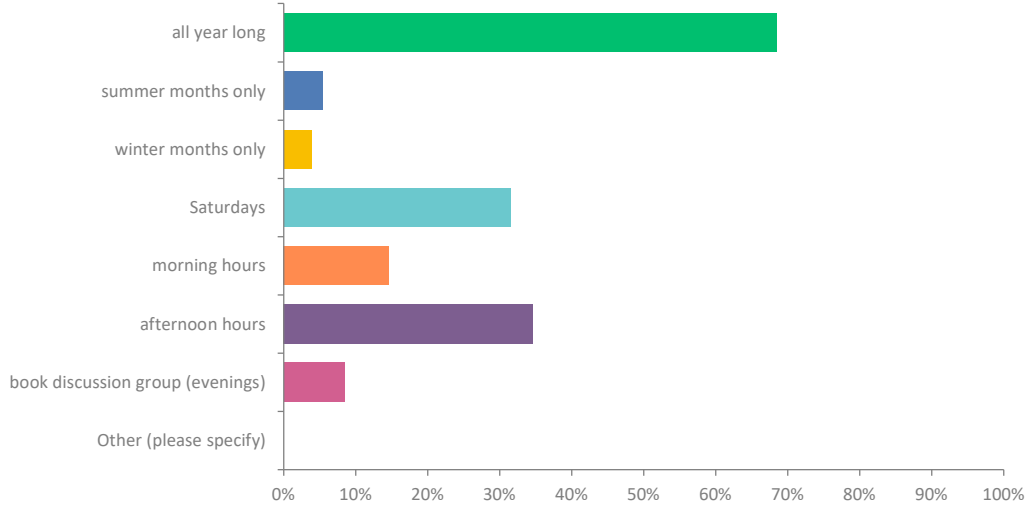
If you are a current library user, how often do you visit the library?

Answered: 136 Skipped: 153



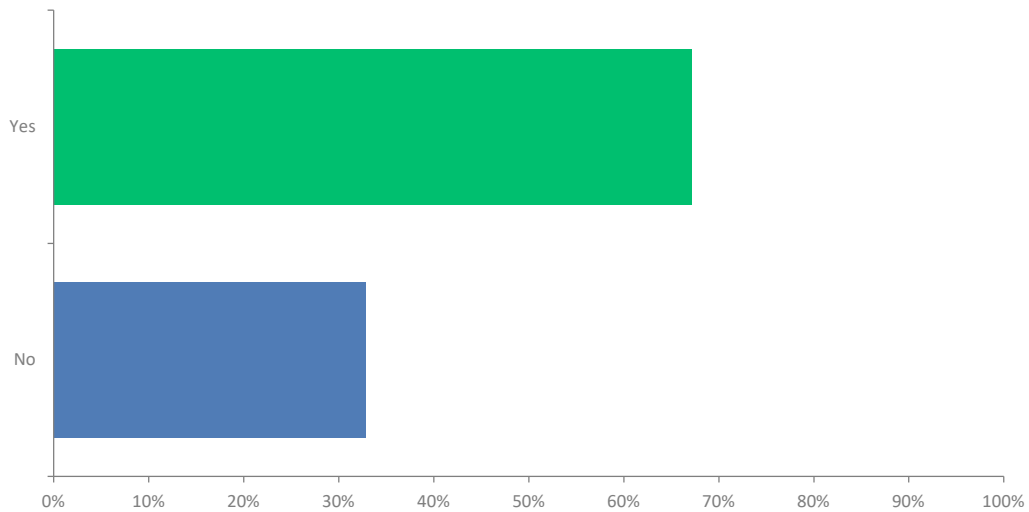
If you are a current library user, which of the following best describes the times that you use the library? (please check all that apply)

Answered: 130 Skipped: 159



G.H. Stowell Library Hours
Are you satisfied with the current library hours?

Answered: 265 Skipped: 24



67.17% of respondents are satisfied with the current library hours.

Suggestions: library hours.

Answered: 80 Skipped: 209

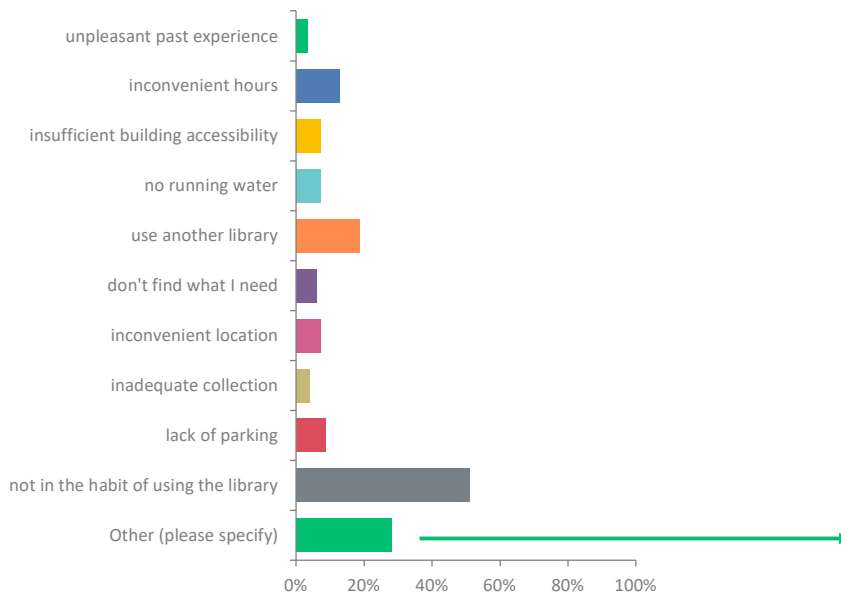
	Percent	Responses
Evening	38.8%	31
Friday	11.3%	9
Specific day & time	8.8%	7
Consistent hours	7.5%	6
Sunday	7.5%	6
Afternoon	5.0%	4
Daytime	5.0%	4
More hours in general	5.0%	4
Current hours excessive	2.5%	2
More Saturday	2.5%	2
Mornings	1.3%	1
Other	1.3%	1

Note: Of the Library's current 15 open hours, 10 of those hours, or 66.67%, are after 12:00PM.

9

If you are not a current library user, please indicate why not (check all that apply).

Answered: 149 Skipped: 140



Detail of "Other" Response	Percent	Responses
Use internet/e-reader	42.9%	18
Other	11.9%	5
Covid	9.5%	4
Grievance	7.1%	3
Distance from home	7.1%	3
Don't use libraries	7.1%	3
Former library user	7.1%	3
New to town	7.1%	3
Did not know library existed	2.4%	1

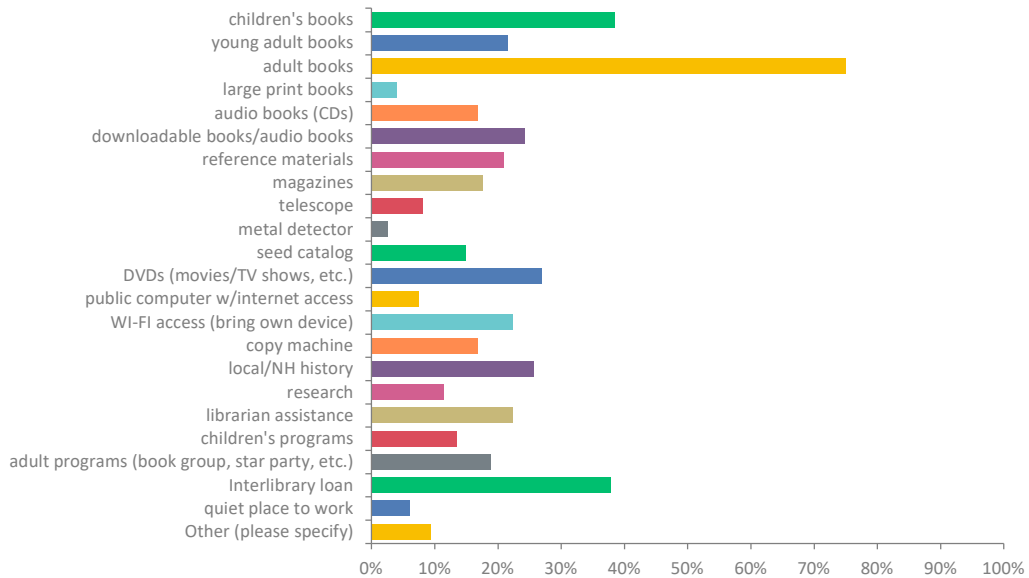
If you are not a current library user, please indicate why not (check all that apply).

Answered: 149 Skipped: 140

ANSWER CHOICES	RESPONSES	
not in the habit of using the library	51.01%	76
Other (please specify)	28.19%	42
use another library	18.79%	28
inconvenient hours	12.75%	19
lack of parking	8.72%	13
insufficient building accessibility	7.38%	11
no running water	7.38%	11
inconvenient location	7.38%	11
don't find what I need	6.04%	9
inadequate collection	4.03%	6
unpleasant past experience	3.36%	5

Below is a list of many services that the G.H. Stowell Library currently offers. Please check any/all of the services that you have used:

Answered: 148 Skipped: 141

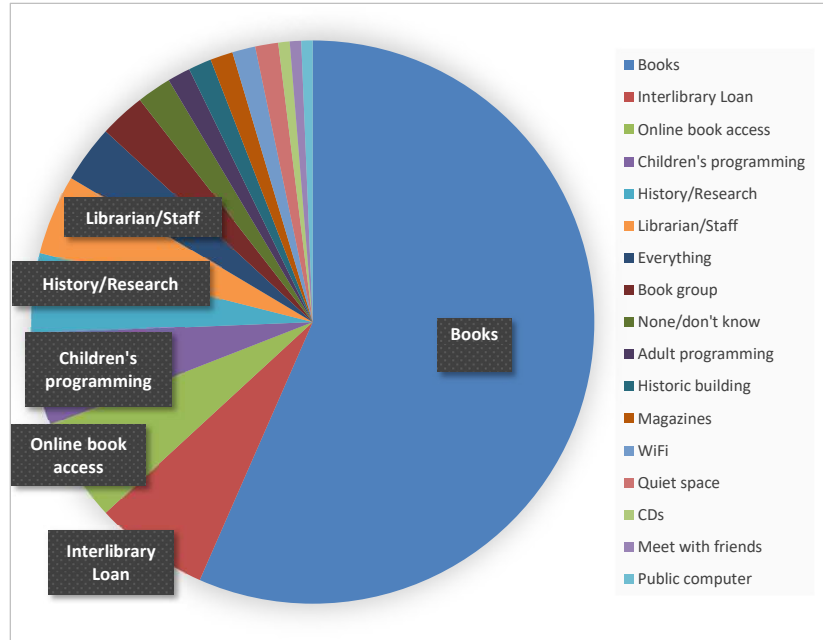


Top three services used: Adult Books (75.00%), Children's Books (38.51%), Interlibrary Loan (37.84%)

Which current library service do you value the most?

Answered: 133 Skipped: 156

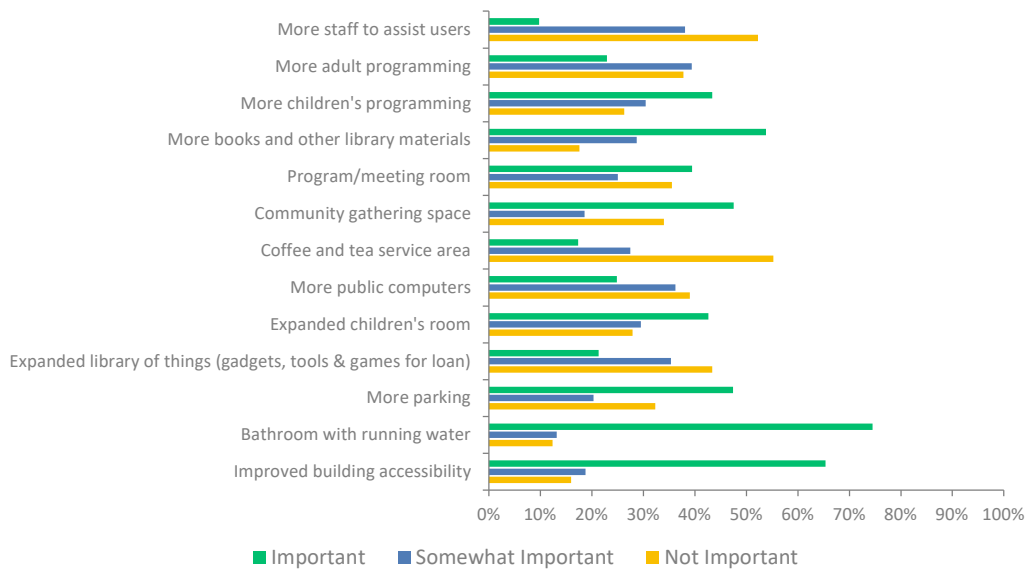
	Percent	Responses
Books (Adult, YA, Children's)	64.7%	86
Interlibrary Loan	7.5%	10
Online book access	6.8%	9
Children's programming	6.0%	8
History/Research	5.3%	7
Librarian/Staff	5.3%	7
Everything	3.8%	5
Book group	3.0%	4
None/don't know	2.3%	3
Adult programming	1.5%	2
Historic building	1.5%	2
Magazines	1.5%	2
Wi-Fi	1.5%	2
Quiet space	1.5%	2
CDs	0.8%	1
Meet with friends	0.8%	1
Public computer	0.8%	1



13

If we could add space and/or services to the library, how important would you rate the following items?

Answered: 268 Skipped: 21



Sorted by "Important" column.

	Important		Somewhat Important		Not Important		Total
Bathroom with running water	193	74.5%	34	13.1%	32	12.4%	259
Improved building accessibility	164	65.3%	47	18.7%	40	15.9%	251
More books and other library materials	135	53.8%	72	28.7%	44	17.5%	251
Community gathering space	123	47.5%	48	18.5%	88	34.0%	259
More parking	119	47.4%	51	20.3%	81	32.3%	251
More children's programming	104	43.3%	73	30.4%	63	26.3%	240
Expanded children's room	104	42.6%	72	29.5%	68	27.9%	244
Program/meeting room	101	39.5%	64	25.0%	91	35.5%	256
More public computers	61	24.8%	89	36.2%	96	39.0%	246
More adult programming	57	22.9%	98	39.4%	94	37.8%	249
Expanded library of things	53	21.3%	88	35.3%	108	43.4%	249
Coffee and tea service area	43	17.3%	68	27.4%	137	55.2%	248
More staff to assist users	24	9.7%	94	38.1%	129	52.2%	247

15

Sorted by combining "Important" & "Somewhat Important" Columns (weighted averages)

	Important	Somewhat Important	Not Important	Total	Weighted Average
Bathroom with running water	193	34	32	259	1.62
Improved building accessibility	164	47	40	251	1.49
More books and other library materials	135	72	44	251	1.36
More children's programming	104	73	63	240	1.17
More parking	119	51	81	251	1.15
Expanded children's room	104	72	68	244	1.15
Community gathering space	123	48	88	259	1.14
Program/meeting room	101	64	91	256	1.04
More public computers	61	89	96	246	0.86
More adult programming	57	98	94	249	0.85
Expanded library of things	53	88	108	249	0.78
Coffee and tea service area	43	68	137	248	0.62
More staff to assist users	24	94	129	247	0.57

16

What suggestions do you have to make the library better?

Answered: 149 Skipped: 140

	Percent	Responses
Remain in the Stowell Library Building	22.8%	34
Access/Bathroom	22.1%	33
Operations: recommendation	21.5%	32
Relocate to the General Store Building	21.5%	32
More Space: not building specific	13.4%	20
Building Improvement: not building specific	10.1%	15
Other	7.4%	11
Operations: compliment	6.7%	10
Expand Programming	6.0%	9
Operations: complaint	2.0%	3

17

Closing: compliments

- ✓ I feel Stephanie and others involved with the library have done a remarkable job making the most of a really tight space.
- ✓ Stephanie has done an amazing job bringing more patrons into our Library. We are very fortunate to have her.
- ✓ It's the best already!
- ✓ Thank you to all of the volunteers and to Stephanie for their deep care and commitment! :)
- ✓ The team at the library does a fantastic job and runs a good library despite some of the challenges of the current space.
- ✓ Stephanie does a GREAT job with what she has.
- ✓ I love that this is an important part of our community.
- ✓ Thank you for all your help and hard work!

18